




**CE** Certified-KRM **LOTO** - Lockout Tagout + Labels & Signs + Acoustic Seals + **Safety Products**

## KRM SAFETY POSTERS & HANGOUTS

KRM Produce Complete Range of **lockout tagout** System + **Safety Products**  
**Quality –Service-Commitment & Customer Satisfaction** is KRM Motto  
 Providing - **ATSS (AUDIT-TRAINING-SURVEY-SERVICES)**



lockout@krmcorporation.com, wadhwarajinder@gmail.com,  
 krm.corp@yahoo.com, info@krmcorporation.com  
[www.krmcorporation.com](http://www.krmcorporation.com), [www.lockout.in](http://www.lockout.in)  
[www.lockouttagouts.com](http://www.lockouttagouts.com), [www.safetyloto.com](http://www.safetyloto.com)

Contact No.: 0091 0129-4021 381  
 00 91 9810 291 381, 00 91 8800 544 881





<p><b>P016</b></p>	<p><b>P017</b></p>	<p><b>P021</b></p>	<p><b>P022</b></p>
<p><b>P018</b></p>	<p><b>P020</b></p>	<p><b>P023</b></p>	<p><b>P025</b></p>
<p><b>P019</b></p>	<p><b>P024</b></p>		



lockout@krmcorporation.com, wadhwarajinder@gmail.com,  
 krm.corp@yahoo.com, info@krmcorporation.com  
[www.krmcorporation.com](http://www.krmcorporation.com), [www.lockout.in](http://www.lockout.in)  
[www.lockouttagouts.com](http://www.lockouttagouts.com), [www.safetyloto.com](http://www.safetyloto.com)

Contact No.: 0091 0129-4021 381  
 00 91 9810 291 381, 00 91 8800 544 881





**THINK SAFETY**

**SAFETY**

**NEVER HURTS**

**P= POSTER**

**P 031**

**P 033**

**STAY ALERT**

... so you don't get hurt!

**P 034**

**THIS PAINKILLER STOPS HEADACHES BEFORE THEY START**

**WHY IS QUALITY IMPORTANT**

**AIM FOR QUALITY-A COMMITMENT**

**P 032**

**P 035**

**Keep Your Spine in Line**

Adjust your chair to fit YOU

**P 038**

**P 039**

**SAVE YOUR BACK- LIFT**

**Safety First!**

**NUMBER OF DAYS WITHOUT AN ACCIDENT**

**P= POSTER**

**P 036**

**P 038**

**WET PAINT**

**P 040**

**Protect Your Back**

Use Proper Lifting Techniques

**P 037**

**P 037**

**Avoid Backtalk**  
Please lift properly

**!@#!**



**KRM LOTO HASP**

[lockout@krmcorporation.com](mailto:lockout@krmcorporation.com), [wadhwarajinder@gmail.com](mailto:wadhwarajinder@gmail.com),  
[krm.corp@yahoo.com](mailto:krm.corp@yahoo.com), [info@krmcorporation.com](mailto:info@krmcorporation.com)  
[www.krmcorporation.com](http://www.krmcorporation.com), [www.lockout.in](http://www.lockout.in)  
[www.lockouttagouts.com](http://www.lockouttagouts.com), [www.safetyloto.com](http://www.safetyloto.com)

**Contact No.: 0091 0129-4021 381**  
**00 91 9810 291 381, 00 91 8800 544 881**






	<b>P= POSTER</b>	
<b>P 041</b>		<b>P 042</b>
<b>P 043</b>	<b>P 044</b>	<b>P 045</b>
	<b>P 011</b>	<b>P= POSTER</b>
<b>P 013</b>		<b>P 012</b>
<b>P 014</b>		<b>P 015</b>



[lockout@krmcorporation.com](mailto:lockout@krmcorporation.com), [wadhwarajinder@gmail.com](mailto:wadhwarajinder@gmail.com),  
[krm.corp@yahoo.com](mailto:krm.corp@yahoo.com), [info@krmcorporation.com](mailto:info@krmcorporation.com)  
[www.krmcorporation.com](http://www.krmcorporation.com), [www.lockout.in](http://www.lockout.in)  
[www.lockouttagouts.com](http://www.lockouttagouts.com), [www.safetyloto.com](http://www.safetyloto.com)

**Contact No.:** 0091 0129-4021 381  
 00 91 9810 291 381, 00 91 8800 544 881





Postal Address: 615, Sec-15a, Faridabad- Haryana-NCR- India, Zip Code: 121007

Contact mail: lockout@krmcorporation.com


<p><b>P 001</b></p>	<p><b>P= POSTER</b></p>	<p><b>If in doubt, Ask?</b> Mistakes can be costly</p> <p><b>P 002</b></p>	<p><b>P 006</b></p>	<p><b>P 007</b></p>
<p><b>P 003</b></p>	<p><b>wear your Personal Protective Equipment</b> <b>ppe</b></p> <p><b>अपने सुरक्षा यंत्र पहनें</b></p>	<p><b>P 005</b></p>	<p><b>Steps to reduce Paper Waste</b></p> <ol style="list-style-type: none"> <li>1. Minimize the use of L&amp;H for transfer of information (e-mail, computers, printers etc.)</li> <li>2. Use both side of paper for printing, writing and drawing.</li> <li>3. Maintain in better condition and PC, Printers in good condition to reduce paper wastage.</li> </ol>	<p><b>P 010</b></p>
<p><b>P 004</b></p>	<p><b>P 009</b></p>	<p><b>P 009</b></p>	<p><b>P 008</b></p>	<p><b>P 010</b></p>



lockout@krmcorporation.com, wadhwarajinder@gmail.com,  
 krm.corp@yahoo.com, info@krmcorporation.com  
[www.krmcorporation.com](http://www.krmcorporation.com), [www.lockout.in](http://www.lockout.in)  
[www.lockouttagouts.com](http://www.lockouttagouts.com), [www.safetyloto.com](http://www.safetyloto.com)

Contact No.: 0091 0129-4021 381  
 00 91 9810 291 381, 00 91 8800 544 881





4 ceros de TPM  
 Non-maintenance Products Sold

- Cero Accidentes
- Cero Defectos
- Cero Averias
- Cero Desperdicios

**MIND YOUR BACK WHEN LIFTING!**

**MR BENDY CAN SNAP BACK INTO SHAPE - YOU CAN'T!**

When lifting large and heavy objects always keep a straight back and lift with the legs. Do not overexert yourself.

Your Safety Doesn't Depend On... **Luck!**

It Depends On... **You!**

**TPM FOR THE LEAN FACTORY**

INNOVATIVE METHODS AND WORKSHOPS FOR EQUIPMENT MANAGEMENT

**5 STEPS TO Tool Safety**

- 1 Check your tools regularly for wear and damage
- 2 Use the correct tool for the job
- 3 Keep your tools clean and in good condition
- 4 Use appropriate safety standards
- 5 Keep hands clear of moving parts

**TPM**

आपकी से ये यहाँ तक सही बातें

TPM is our way of life

Your Company Logo and Name

**TPM**

Total Productive Maintenance

**Objective**

Zero Breakdowns

**7 AUTONOMOUS MAINTENANCE STEPS**

- 1 Perform initial cleaning and inspection of all equipment
- 2 Establish countermeasures for the causes and effects of dirt and dust
- 3 Create cleaning and lubrication standards for all activities
- 4 Conduct general inspection training for all team members
- 5 Carry out equipment inspection checks on a frequent basis
- 6 Workplace management and control needed to ensure success
- 7 Continuous improvement never ends

**STAY ALERT NEAR MOVING EQUIPMENT**

**HAZARDS COME FROM ALL DIRECTIONS**

**TPM**

TPM Starts From Self

TPM is our way of life

Your Company Logo and Name

Benefits of **TPM**

Total Productive Maintenance

- Increased employee morale
- Increased productivity
- Improved product quality
- Improved customer satisfaction
- Reduced cost
- Improved delivery time
- Enhanced safety records
- Improved image
- Improved reputation

**Seven Types of Abnormalities**

- Minor Flaws
- Basic Conditions not Fulfilled
- Inaccessible Places
- Sources of Contamination
- Sources of Quality Defects
- Unnecessary Items
- Unsafe Places

Tom Hanks is Forrest Punk

**S.O.S. Eliminate Waste**

Stop a Paper Plane

Let us S.O.S. (Stand On Something) Each Moment, Every Day, Every Where

**5S**

5 Steps to becoming world-class

**TPM PLANT WIDE STRUCTURE**

**TPM Implementation 12 steps**


Preparation	1. Formulate a vision for TPM
Preparation	2. Establish a TPM committee
Preparation	3. Develop a TPM implementation plan
Preparation	4. Obtain management support
Preparation	5. Develop a TPM implementation budget
Preparation	6. Develop a TPM implementation timeline
Preparation	7. Develop a TPM implementation communication plan
Preparation	8. Develop a TPM implementation training plan
Preparation	9. Develop a TPM implementation monitoring plan
Preparation	10. Develop a TPM implementation evaluation plan
Preparation	11. Develop a TPM implementation reporting plan
Preparation	12. Develop a TPM implementation review plan

**TPM Implementation 12 steps**

**I deliver WOW Quality, On Time with Guaranteed**







Postal Address: 615, Sec-15a, Faridabad- Haryana-NCR- India, Zip Code: 121007

Contact mail: [lockout@krmcorporation.com](mailto:lockout@krmcorporation.com)

**DO NOT reveal your Electricity Sockets**

**They have a Back.**  
 If you leave them to cover the Back, IT MAY BECOME YOUR LEMEST D

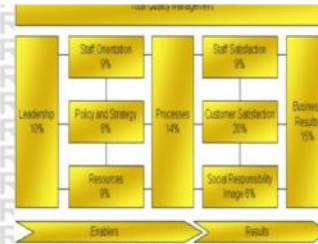
**Life is precious.**  
 IT'S NOT THE THE BEST  
**TALENT MANAGE CHALLENGE** positive attitude to succeed  
 overcome the customer needs of customers and ourselves that matter

A Talent of Knowledge adds you to be WINNER

[www.governstat.co.uk](http://www.governstat.co.uk)



In the centre of the arrangement, and as the point of departure, there are the **Basic Corporate Principles**, which provide the **People in Cooperation** with procedural guidelines for implementing the Cooperative's values. These are the people who build a **Joint Project** and embrace **Participative Organisation** in order to undertake it.



**TQM - Total Quality Management**

- striving for maximum internal and external customer satisfaction
- TQM calls for Continuous improvement (Kaizen)
- Continuous improvement means constantly trying to improve the way things are done so customer is better satisfied
- in manufacturing, TQM means checking quality at each stage of the production process

the driving force is **CUSTOMER SATISFACTION**

**KNOW SAFETY**  
**KNOW SAFETY**  
**NO PAIN**  
**NO PAIN**

- Deming's 14 Point Plan for TQM**
- Create constancy of purpose
  - Adopt the new philosophy
  - Cease inspection, require evidence
  - Improve the quality of supplies
  - Continuously improve production
  - Train and educate all employees
  - Supervisors must help people
  - Drive out fear
  - Eliminate boundaries
  - Eliminate the use of slogans
  - Eliminate numerical standards
  - Let people be proud of their work
  - Encourage self-improvement
  - Commit to ever-improving quality

**Target Zero!**

**Shoot for Zero Accidents.**

EMPOWER QUALITY IS OUR PRIORITY  
 QUESTION: IS IT MORE IMPORTANT THAN SAFETY?  
 DON... I FORGOT ABOUT THE ONE  
 QUESTION: IS QUALITY MORE IMPORTANT THAN OBTAINING THE LAW?  
 WILL PROBABLY NOT  
 IF WE COULD MAXIMIZE PARADOXICAL VALUE BY FOLLOWING OUR QUALITY STOPS  
 WOULDN'T WE HAVE A FOLLOWUP RESPONSIBILITY TO DO IT?  
 I'M SURE IT'S IN THE TOP FOUR  
 WHAT IF WE HAD TO LET TO ACHIEVE QUALITY?

CLEANING??  
 CHECKING FOR ANOMALIES  
 QUICK PRODUCTION



**Total Quality Management (TQM)**  
**Deming's 14 Point Plan for TQM**

1. Make constancy of purpose	10. Break out fear
2. Adopt the new philosophy	11. Cease inspection
3. Cease inspection, require evidence	12. Improve the quality of supplies
4. Improve the quality of supplies	13. Train and educate all employees
5. Continuously improve production	14. Supervisors must help people
6. Train and educate all employees	15. Drive out fear
7. Supervisors must help people	16. Eliminate boundaries
8. Drive out fear	17. Eliminate the use of slogans
9. Eliminate boundaries	18. Eliminate numerical standards
10. Break out fear	19. Let people be proud of their work
11. Cease inspection	20. Encourage self-improvement
12. Improve the quality of supplies	21. Commit to ever-improving quality
13. Train and educate all employees	
14. Supervisors must help people	



**WASTE**

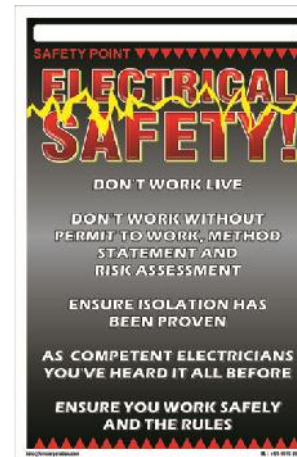

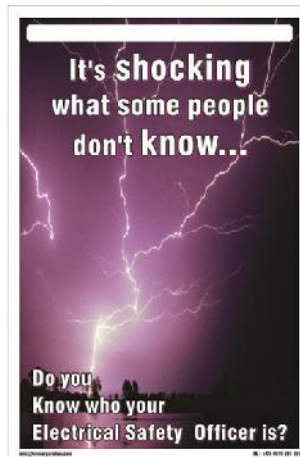
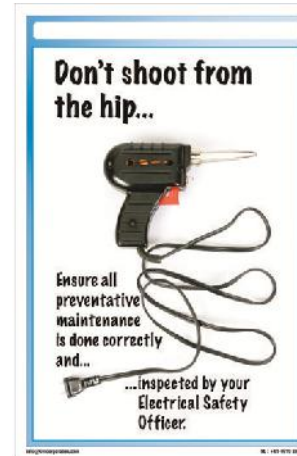
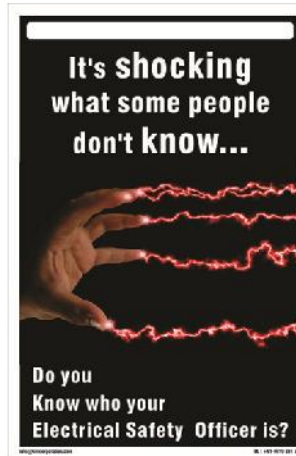
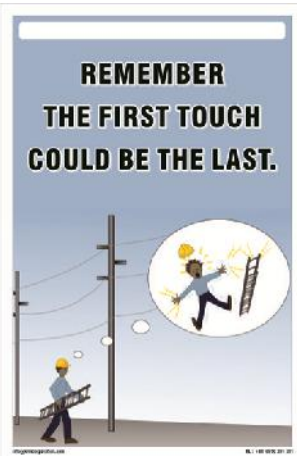


WE'VE IDENTIFIED IT NOW ELIMINATE IT!



[lockout@krmcorporation.com](mailto:lockout@krmcorporation.com), [wadhwarajinder@gmail.com](mailto:wadhwarajinder@gmail.com),  
[krm.corp@yahoo.com](mailto:krm.corp@yahoo.com), [info@krmcorporation.com](mailto:info@krmcorporation.com)  
[www.krmcorporation.com](http://www.krmcorporation.com), [www.lockout.in](http://www.lockout.in)  
[www.lockouttagouts.com](http://www.lockouttagouts.com), [www.safetyloto.com](http://www.safetyloto.com)

Contact No.: 0091 0129-4021 381  
 00 91 9810 291 381, 00 91 8800 544 881









[lockout@krmcorporation.com](mailto:lockout@krmcorporation.com), [wadhwarajinder@gmail.com](mailto:wadhwarajinder@gmail.com),  
[krm.corp@yahoo.com](mailto:krm.corp@yahoo.com), [info@krmcorporation.com](mailto:info@krmcorporation.com)  
[www.krmcorporation.com](http://www.krmcorporation.com), [www.lockout.in](http://www.lockout.in)  
[www.lockouttagouts.com](http://www.lockouttagouts.com), [www.safetyloto.com](http://www.safetyloto.com)

Contact No.: 0091 0129-4021 381  
 00 91 9810 291 381, 00 91 8800 544 881



**KRM Corporation** LOTO & Safety Products  
 An ISO 9001:2008 Certified company CE Certified

Lockout & Tagout    Barrier System    Signs & Posters    Tapes    Road Safety Parking    Security    PPE    Doorseals & Windowseals

Postal Address: 615, Sec-15a, Faridabad- Haryana-NCR- India, Zip Code: 121007    Contact mail: [lockout@krmcorporation.com](mailto:lockout@krmcorporation.com)

**Safe Behaviour**

**Don't do this :  
Tiredness**

If driving, park, snooze, then  
 Take a fresh air break and caffeine drink  
 100% concentration 100% of the time  
 Work methodically and logically  
 Double-check what you are doing  
 LOOK where you (or your fingers or feet etc) are going  
 LISTEN for warning sounds

**Don't go "D.U.T.C.H." with Safety !**  
 Distraction, Unfamiliarity, Tiredness, Complacency, Hurry

Safety Department

**THERE IS A BETTER WAY**

**Safety - chemicals**

**Read the label**  
 Warning symbols  
 Description of risks  
 Instructions for safe use

**DO what the safety instructions say**  
 Ensure adequate ventilation  
 Don't breathe the vapours  
 Wear protective equipment  
 Use the minimum quantity

**Store and dispose of correctly**  
 Never transfer to another container  
 Keep container tightly closed  
 Keep away from children

Safety Department

**Safety Awareness**

**कृप्या चढ़ते व उतरते समय हाथ रील का प्रयोग करें!**

Safety Department

**Safe Operating procedure - Fly ash tanker unloading:**

- All tankers entering inside factory premises must be checked for vehicle fitness as defined in checklist mention in this guideline.
- Fly ash tanker should be placed at dedicated fly ash station near flexible hose under strict supervision of fly ash attendant (Engage only trained and experienced person) for unloading.
- Drivers shall not be allowed to leave vehicle unattended. Tyre chocks should be placed at the rear end tyres on both the sides.
- Only after correct positioning of fly ash tanker, fly ash feed hose and air hose to be connected.
- Fly ash attendant shall carry out visual inspection of lines and associated fittings before line up.
- If the air pressure displaying on manifold line is more than 2.2 kg/cm<sup>2</sup>, air valves should not be opened and immediately it should be informed to shift in charge.
- When air pressure comes to 1.8kg/cm<sup>2</sup>, then fly ash tanker recirculation air valve should be opened to 50% and then release the material slowly.
- During unloading, fly ash feeding to the silo through feed pipes should be confirmed and carefully the pressure gauge to be monitored. ( Pressure should not exceed more than 2.2 kg/cm<sup>2</sup> )
- If in any case, fly ash tanker pressure relief valve is not working or fly ash feed pipe jammed, the main air valve and pressure relief valve from tanker vent line valve should be closed.
- Do not overpressure tanker by closing unloading line or by applying excess pressure.
- Once the tanker unloading is completed; then all valves should be closed and hose connections should be removed.

**K-MCBL-Y-SS**    **K-PIN OUT/GB**    **HASP**

[lockout@krmcorporation.com](mailto:lockout@krmcorporation.com), [wadhwarajinder@gmail.com](mailto:wadhwarajinder@gmail.com),  
[krm.corp@yahoo.com](mailto:krm.corp@yahoo.com), [info@krmcorporation.com](mailto:info@krmcorporation.com)  
[www.krmcorporation.com](http://www.krmcorporation.com), [www.lockout.in](http://www.lockout.in)  
[www.lockouttagouts.com](http://www.lockouttagouts.com), [www.safetyloto.com](http://www.safetyloto.com)

**Contact No.: 0091 0129-4021 381**  
**00 91 9810 291 381, 00 91 8800 544 881**




**KRM Corporation** LOTO & Safety Products  
An ISO 9001:2008 Certified company CE Certified

Lockout & Tagout    Barrier System    Signs & Posters    Tapes    Road Safety Parking    Security    PPE    Doorseals & Windowseals


Postal Address: 615, Sec-15a, Faridabad- Haryana-NCR- India, Zip Code: 121007    Contact mail: lockout@krmcorporation.com

### कृत्रिम श्वास देने की विधि

- यदि रोगी की साँस नहीं है तो कृत्रिम श्वास अम्बू बैग द्वारा दें।
- रोगी को पीठ के बल लिटा दें और उसके कपड़े ढीले कर दें।
- सूँह में अगर कोई बाहरी वस्तु या सार इत्यादि हो तो सूँह को टेढ़ा करके अँगुली से साफ कर दें।
- उसके जबड़े को पकड़कर ऊपर की ओर तथा सिर को नीचे की ओर खींच लें।



- अम्बू बैग के फोस मास्क को रोगी की नाक व सूँह के ऊपर ठीक से लगा दें एवं एक हाथ से दबाकर रखें ताकि हवा लीक न हो। दूसरे हाथ से लगा बैग जोर से दबायें व छोड़ें। यह कृत्रिम श्वास की क्रिया तब तक करते रहें जब तक कि रोगी अपने आप श्वास न लेने लगे।



- रोगी को शीघ्र किसी नजदीक के अस्पताल में ले जाएँ।

#### आपातकालीन सहायता

चिकित्सक	
प्रेम्पुलेस	
प्राथमिक चिकित्सा केन्द्र	

www.krmcorporation.com    M. +91 9810 291 381

### Safety is no accident    सुरक्षा का अर्थ है दुर्घटना का न होना

- Accept responsibility for your own safety  
अपने बचाव की जिम्मेवारी आपकी है।
- Be aware of your legal responsibilities  
अपनी कानूनी जिम्मेवारी को समझें।
- Familiarise yourself with safety procedures for relevant equipments, materials and processes  
आवश्यक उपकरणों, सामग्रियों एवं प्रणाली के सुरक्षा तौर तरीकों की जानकारी रखें।
- Ask your supervisor for training, if necessary  
यदि आवश्यक हो तो अपने सुपरवाइजर से प्रशिक्षण की माँग करें।
- Keep workplaces clean and tidy  
काम की जगह को साफ-सुथरा रखें।
- Report unsafe practices & situations  
किसी भी असुरक्षित क्रिया-कलाप व परिस्थिति की रिपोर्ट करें।
- Report all breakages & faults  
सभी दोष व टूट-छूट की रिपोर्ट करें।
- Report all accidents and near misses  
सभी दुर्घटनाओं व संभावित दुर्घटनाओं की रिपोर्ट करें।

Workplace Safety... Do it. Do it right. Do it right now.  
कार्य स्थल पर सुरक्षा... अवश्य करें, ठीक प्रकार से करें, इसी क्षण करें।

www.krmcorporation.com    M. +91 9810 291 381

### विद्युत श्वास प्रणाली दुर्घटना उपचार

- विजली को बचपन से बुराई बंद करें, मदद के लिये चुकवाँ।
- घायल को चलते से बाहर करें। विजली का प्रवाह न रुकने की अवस्था में अपने ऊपर को हट्ट रककर बचायें तथा किसी विद्युत संपालक वस्तु का इस्तेमाल कर घायल को हट्टे।

#### श्वास एवं हृदय गति को जांचें।

- घायल को नाक व मुँह से श्वास की जाँची सुनी।
- पेट को उपरी तिरसे तथा छाती की गति को ध्यान से देखें। पातों को जांचें।
- अगर घायल अचेतन अवस्था में है तो उसके श्वास अवरोधक को अपनी अँगुलियों का उपयोग कर हटाएँ ताकि ते हट्ट करे, अगर घायल को दृढ किटकिटा रहे हों तो उसके सिर को थोड़ा झुका कर ठीक जगह पर लायें।

#### अगर श्वास रुक गयी हो तो।

- घायल को पूरी तरह से उसकी पीठ के सहारे लिटायें।
- अगर कोई भी श्वास माया गले में हो तो उसे हट्ट करें।
- घायल को नाक को बचायें तथा घायल को मुँह को अपने मुँह से पूर्णतया ढके एवं जोर से श्वास दें।
- सीने में किसी भी प्रकार की गति व होने पर समझें की हवा फेफड़े में नहीं पहुँच रही है, तुरन्त बार बार घायल को मुँह में श्वास दें।
- १०-१५ प्रति मिनट की दर से घायल को श्वास प्रदाय करें।
- घायल को श्वास लेने पर, अपनी श्वास गति को उसकी श्वास गति से मिलायें एवं घायल को सुधाक एवं प्रवृत्त रूप से श्वास लेने की दशा में ही छोड़ें।

#### आपातकालीन सहायता

चिकित्सक	
प्रेम्पुलेस	
प्राथमिक चिकित्सा केन्द्र	

www.krmcorporation.com    M. +91 9810 291 381

lockout@krmcorporation.com, wadhwarajinder@gmail.com, krm.corp@yahoo.com, info@krmcorporation.com  
www.krmcorporation.com, www.lockout.in, www.lockouttagouts.com, www.safetyloto.com

**Contact No.: 0091 0129-4021 381**  
**00 91 9810 291 381, 00 91 8800 544 881**





Postal Address: 615, Sec-15a, Faridabad- Haryana-NCR- India, Zip Code: 121007

Contact mail: [lockout@krmcorporation.com](mailto:lockout@krmcorporation.com)

### ELECTRIC SHOCK & TREATMENT विद्युत्ताघात तथा उपचार

**Remove the live wire with a stick**  
 बाहरी घर के बाहर से तार को हटाने के लिए लकड़ी का छड़ का उपयोग करें।

**EFFECTS OF SHOCK**  
 Regular shocks are painful, but may be fatal. Stand on some insulating material. Do not touch the body of the person who has been shocked.

**TREATMENT**  
 Lay on a flat surface. Release pressure to take air in. To inhale the air, hold the arms, bring them over the head.

**ARTIFICIAL RESPIRATION**  
 Raise the shoulders so that the head is tilted backwards. Press the arms over the head and press. Apply moderate pressure to expel out air.

**IN EMERGENCY CONTACT**  
 Doctor, Fire Brigade, Ambulance, Police, Electricity Department.

www.krmcorporation.com    M. +91 9810 291 381

### SELECT THE SUITABLE TYPE OF FIRE EXTINGUISHER सही अग्निशामक यंत्र का चुनाव करें

Type of Fire Extinguisher	ABC Dry Powder (Stored Pressure) ए.बी.सी. सूखा पाउडर	Dry Chemical Powder सूखा रासायनिक पाउडर	Carbon Dioxide कार्बन डाईऑक्साइड	Mechanical Foam यंत्रिक झाग	Water CO <sub>2</sub> पानी कार्बन डाईऑक्साइड
विभिन्न प्रकार के अग्निशामक यंत्र					
Capacity	1, 2, 5 & 10 Kg.	1, 2, 5, 10 & 50 Kg.	2.2, 3.2, 4.5, 6.5, 9 & 22.5 Kg.	9 & 50 Liters	9 Liters
ISI : Code	IS : 13849	IS : 2171 & 10658	IS : 2878	IS : 10204	IS : 940
Method of Operation	(1) Remove safety clip (2) Squeeze operating lever (3) Aim at base of fire	(1) Remove safety clip (2) Press plunger down hard (3) Aim at base of fire	(1) Remove safety clip (2) Rotate the valve to the left (3) Direct gas at the fire	(1) Remove safety clip (2) Aim hose towards fire & press Plunger down hard (3) Direct foam to fall gently on fire	(1) Remove safety clip (2) Press plunger down hard (3) Direct jet to base of fire
प्रयोग करने का तरीका					
	<b>A</b> Organic material i.e., Wood, Paper, Rubber, Plastic & Cloth etc. <b>S</b> Suitable <b>B</b> Flammable liquid, Petrol, Paints, Spirits, Solvent, Chromic acid, Oil etc. <b>L</b> Suitable <b>C</b> Cooking gas, Welding Gas, LPG, Acetylene, Industrial Gases etc. <b>G</b> Suitable <b>D</b> Flammable Metals i.e., sodium, Magnesium, Potassium etc. <b>M</b> Suitable <b>E</b> Live Electrical Fire <b>I</b> Suitable	<b>X</b> Unsuitable <b>S</b> Suitable <b>S</b> Suitable <b>S</b> Suitable <b>S</b> Suitable <b>S</b> Suitable <b>S</b> Suitable	<b>X</b> Unsuitable <b>X</b> Unsuitable <b>X</b> Unsuitable <b>X</b> Unsuitable <b>X</b> Unsuitable <b>X</b> Unsuitable <b>X</b> Unsuitable	<b>✓</b> Suitable <b>✓</b> Suitable <b>✓</b> Suitable <b>✓</b> Suitable <b>✓</b> Suitable <b>✓</b> Suitable <b>✓</b> Suitable	<b>✓</b> Suitable <b>✓</b> Suitable <b>✓</b> Suitable <b>✓</b> Suitable <b>✓</b> Suitable <b>✓</b> Suitable <b>✓</b> Suitable

www.krmcorporation.com    M. +91 9810 291 381



lockout@krmcorporation.com, wadhwarajinder@gmail.com,  
 krm.corp@yahoo.com, info@krmcorporation.com  
[www.krmcorporation.com](http://www.krmcorporation.com), [www.lockout.in](http://www.lockout.in)  
[www.lockouttagouts.com](http://www.lockouttagouts.com), [www.safetyloto.com](http://www.safetyloto.com)

Contact No.: 0091 0129-4021 381  
 00 91 9810 291 381, 00 91 8800 544 881



**KRM Corporation** LOTO & Safety Products  
 An ISO 9001:2008 Certified company CE Certified

Lockout & Tagout    Barrier System    Signs & Posters    Tapes    Road Safety Parking    Security    PPE    Doorseals & Windowseals

Postal Address: 615, Sec-15a, Faridabad- Haryana-NCR- India, Zip Code: 121007    Contact mail: [lockout@krmcorporation.com](mailto:lockout@krmcorporation.com)

**KRM Corporation**    **KRM Safetech Private Ltd.**



**WARNING**  
COMPRESSED AIR HAZARD




**COMPRESSED AIR**  
BEWARE OF SERIOUS INJURY OR DEATH

- 1) DO NOT USE COMPRESSED AIR FOR ANY OTHER PURPOSE THAN FOR WHICH IT IS PROVIDED.
- 2) NEVER DIRECT A STREAM OF COMPRESSED AIR TOWARDS YOUR BODY OR THE BODY OF ANOTHER PERSON.
- 3) NEVER INDULGE IN SO-CALLED "PRACTICAL JOKES" WITH COMPRESSED AIR.

www.krmcorporation.com

**KRM Corporation**    **KRM Safetech Private Ltd.**

**CAUTION**



**THREE POINTS CONTACT**

www.krmcorporation.com





lockout@krmcorporation.com, wadhwarajinder@gmail.com,  
 krm.corp@yahoo.com, info@krmcorporation.com  
[www.krmcorporation.com](http://www.krmcorporation.com), [www.lockout.in](http://www.lockout.in)  
[www.lockouttagouts.com](http://www.lockouttagouts.com), [www.safetyloto.com](http://www.safetyloto.com)

**Contact No.: 0091 0129-4021 381**  
 00 91 9810 291 381, 00 91 8800 544 881





Postal Address: 615, Sec-15a, Faridabad- Haryana-NCR- India, Zip Code: 121007 | Contact mail: [lockout@krmcorporation.com](mailto:lockout@krmcorporation.com)

**Security & Safety**  
 is everyone's Responsibility

www.krmcorporation.com M. +91 0129 291 381

**Smoking Is Strictly forbidden In This Area**

www.krmcorporation.com M. +91 0129 291 381

6"x18"

**KRM Corporation KRM Safeslab Private Ltd.**  
 कृपया सीढ़ी चढ़ते व उतरते समय हैंड रेल का प्रयोग करें।

www.krmcorporation.com

6"x18"

**KRM Corporation KRM Safeslab Private Ltd.**  
 PLEASE USE HAND RAIL

www.krmcorporation.com



**LOCAL CONTROL STATION**  
 AIR SCOURING BLOWER - 01  
 TAG No. - ( FAB - DWS - 01)  
 FEEDER No. - (11R - C)

- LOCAL CONTROL STATION
- AIR SCOURING BLOWER - 01
- TAG No. - ( FAB - DWS - 01)
- FEEDER No. - (11R - C)

**Know The "PASS" System**

**P**ULL THE PIN.  
**A**IM AT THE BASE OF THE FIRE.  
**S**QUEEZE THE TRIGGER  
**S**WEEP SIDE TO SIDE

www.krmcorporation.com M. +91 0129 291 381

**सावधान इस औजार का कोई विकल्प नहीं है।**

www.krmcorporation.com M. +91 0129 291 381



[lockout@krmcorporation.com](mailto:lockout@krmcorporation.com), [wadhwarajinder@gmail.com](mailto:wadhwarajinder@gmail.com),  
[krm.corp@yahoo.com](mailto:krm.corp@yahoo.com), [info@krmcorporation.com](mailto:info@krmcorporation.com)  
[www.krmcorporation.com](http://www.krmcorporation.com), [www.lockout.in](http://www.lockout.in)  
[www.lockouttagouts.com](http://www.lockouttagouts.com), [www.safetyloto.com](http://www.safetyloto.com)

**Contact No.: 0091 0129-4021 381**  
**00 91 9810 291 381, 00 91 8800 544 881**





**SAFETY DEPARTMENT (सुरक्षा विभाग)**

**THE FOLLOWING SAFETY EQUIPMENT MUST BE WORN ON THIS SITE HELP US KEEP YOU SAFE**

**सुरक्षा उपकरण पहन कर कार्य स्थल पर कार्य करें।**

**व्यक्तिगत सुरक्षा उपकरण**

- कार्य करने के स्थान पर सफटी शू और हेलमेट का प्रयोग करें।
- ऊंचाई पर कार्य करते समय सफटी हार्नेस का प्रयोग करें।
- वैलिंग करते समय फेस शील्ड, मास्क एवं दरतानो का प्रयोग करें।
- अतिश्वनि वाले क्षेत्रो मे कार्य करते समय इयर प्लग, मफ का उपयोग करें।
- आवश्यकतानुसार घरमा एवं जैकेट का इस्तेमाल करें।

**ट्रक चालकों के लिए निर्देश**

- प्लॉट के अन्दर धूम्रपान करना मना है।
- गाड़ी को 10 कि.मी. प्रति घंटा की खी सीमा पर रखें।
- ज़राब पीकर अथवा अन्य किसी प्रकार का तराब करके गाड़ी न चलायें।
- ट्रक को पीछे करते समय हमेशा हेल्पर को पीछे रखें।
- रात्रि में डिपर का इस्तेमाल करें। गाड़ी को ओवरटेक न करें।
- किसी खस्ताली को गाड़ी चलाने न दें।
- प्लॉट के अन्दर गाड़ी रखी करके इधर उधर न जायें।
- सुरक्षा के बलबे ग्द नियमों पर ध्यान दें एवं उनका पालन करें।
- किसी भी प्रकार कि सहायता के लिए प्लॉट प्रबोडन से सम्पर्क करें।

**कृपया गाड़ी रुकिये**    **रास्ता पार**

**सेफटी बेल्ट देखिये**    **करने के**

**पहन कर जाईये**    **पहले हार्न**

**चलायें।**    **बजाये।**



[lockout@krmcorporation.com](mailto:lockout@krmcorporation.com), [wadhwarajinder@gmail.com](mailto:wadhwarajinder@gmail.com),  
[krm.corp@yahoo.com](mailto:krm.corp@yahoo.com), [info@krmcorporation.com](mailto:info@krmcorporation.com)  
[www.krmcorporation.com](http://www.krmcorporation.com), [www.lockout.in](http://www.lockout.in)  
[www.lockouttagouts.com](http://www.lockouttagouts.com), [www.safetyloto.com](http://www.safetyloto.com)

**Contact No.: 0091 0129-4021 381**  
**00 91 9810 291 381, 00 91 8800 544 881**





सुरक्षा हेलमेटए सूरक्षा जूतें  
 एवं रिफ्लेक्टिव जैकेट (Reflective Jacket)  
 पहेनना अनिवार्य है।

उच्च ध्वनि क्षेत्र इयर प्लग  
 अथवा इयर मफ का उपयोग करें।

वाहन पीछे करते समय अत्यधिक सावधानी रखें  
 तथा यह सुनिश्चित कर लें कि पीछे कोई  
 व्यक्ति या वाहन नहीं है!

गाड़ी के नीचे सोना या आराम करना मना है

ये आप के लिए जानलेवा हो सकता है



[lockout@krmcorporation.com](mailto:lockout@krmcorporation.com), [wadhwarajinder@gmail.com](mailto:wadhwarajinder@gmail.com),  
[krm.corp@yahoo.com](mailto:krm.corp@yahoo.com), [info@krmcorporation.com](mailto:info@krmcorporation.com)  
[www.krmcorporation.com](http://www.krmcorporation.com), [www.lockout.in](http://www.lockout.in)  
[www.lockouttagouts.com](http://www.lockouttagouts.com), [www.safetyloto.com](http://www.safetyloto.com)

Contact No.: 0091 0129-4021 381  
 00 91 9810 291 381, 00 91 8800 544 881